



POLAR Cat Duo (G)

Dual discharge air coolers – commercial line

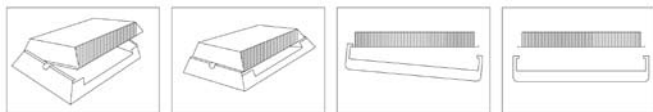
General information & application

Fincoil POLAR Cat Duo air coolers with extremely low profile are designed for commercial cold rooms, engine and monitoring rooms and other spaces, which need to be cooled. Low air velocity and noise level make them especially suitable for workrooms and other occupied areas.

| | |
|------------------|---|
| Refrigerants | all H(C)FC, brine (G) , CO ₂ |
| Capacities (SC2) | 1.1 up to 5.2 kW |

Standard features

- Finned coil
 - Copper tubing \varnothing 12.7 mm
 - Aluminium fins
 - Fin spacing 5 mm
 - Tube pitch 35 x 30.31 mm staggered
- Casing material is polyester coated hot dip galvanized steel, colour white NCS 1002-4.
- Patented casing construction. Casing including the drip tray is easy to open and remove for cleaning.



- Fan motors are suitable for 230/50/1 power supply. The motors are totally enclosed, impedance protected shaded-pole motors (0.42A, 0.07kW). The minimum operating temperature for fan motors is -25°C . Protection class IP44. The fans are blowing through the coils.
- All fans are connected to a central junction box.
- Hygienic and dirt repellent surfaces; the air coolers can be tightly ceiling-mounted



POLAR Cat Duo

- Water drain connection fits both R1" threaded connection and DN32 connection.
- Design pressure 26 barg. Each heat exchanger is leak tested with dry air. Design pressure for brine coolers is 6 barg
- A manual including installation and service instructions is shipped with each unit.

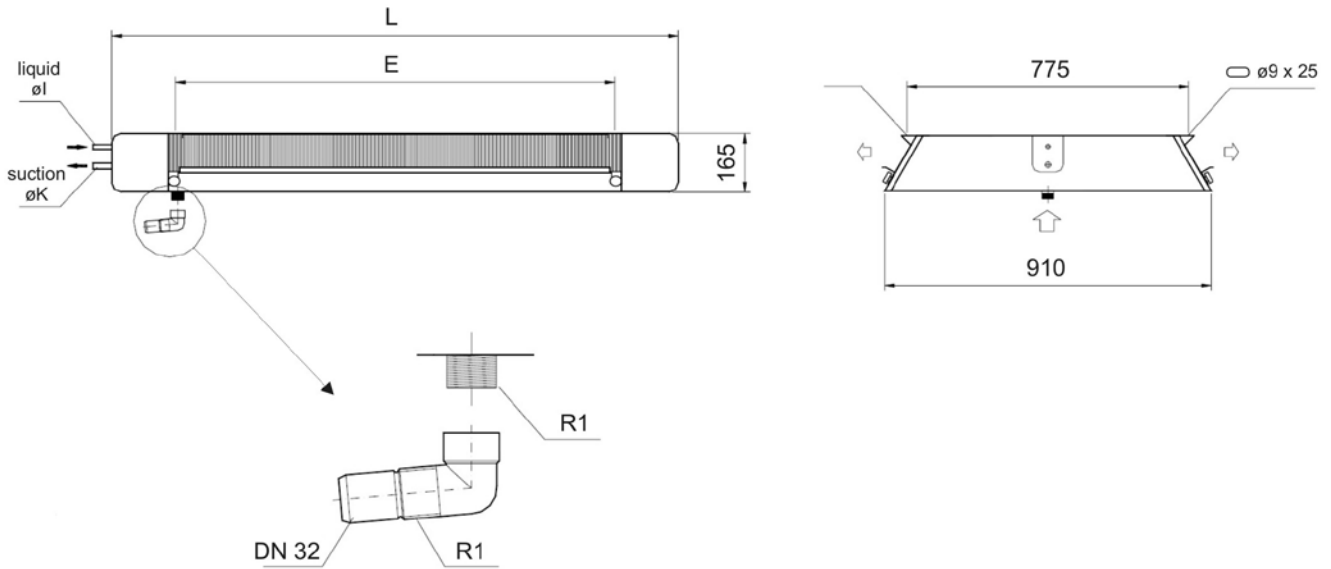
Options

- Electric defrost in coil and drip tray (SS)
- Defrost thermostat system (Te)
Includes defrost break thermostat and starter delay thermostat of fan, required for automatic control ($t_{max} = -8^{\circ}\text{C}$).
- Fan speed control (PS)
Thyristor regulator for stepless fan speed control.

Dimensions & weights

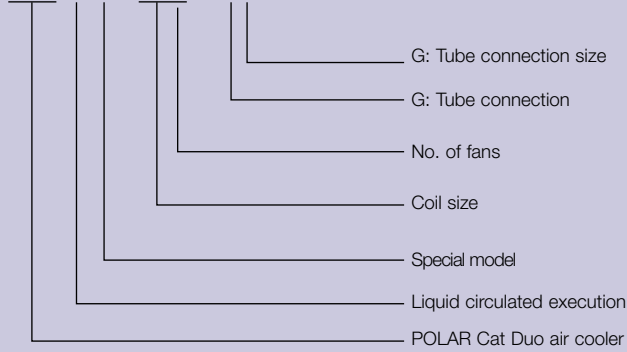
| coil size | fans no. | capacity SC2 kW | air flow m³/s | Lpa* dB(A) | air throw m | coil surface m² | weight kg | int. volume l | defrost capacity SS kW | Dimensions mm | | | |
|-----------|----------|-----------------|---------------|------------|-------------|-----------------|-----------|---------------|------------------------|---------------|------|-----------|------------|
| | | | | | | | | | | L | E | liquid øl | suction øK |
| 201 | 1 | 1.08 | 0.16 | 50 | 3 | 5.6 | 20 | 1.2 | 0.52 | 701 | 365 | 12 | 3/8" |
| 202 | 2 | 2.28 | 0.33 | 53 | 4 | 11 | 32 | 2.4 | 1.28 | 1110 | 765 | 12 | 22 |
| 203 | 3 | 2.92 | 0.49 | 55 | 4 | 17 | 45 | 3.5 | 1.92 | 1510 | 1165 | 12 | 22 |
| 204 | 4 | 4.39 | 0.66 | 56 | 5 | 22 | 58 | 4.4 | 2.56 | 1910 | 1565 | 12 | 22 |
| 205 | 5 | 5.22 | 0.82 | 57 | 5 | 28 | 70 | 5.5 | 3.20 | 2310 | 1965 | 12 | 22 |

* Sound pressure level Lpa is given in a room with absorption area of 100 m² (Sabine), observation point at a distance of 5 m and 45° horizontally below the centre of the fans.



Code description

PCD(G)E – 203 – (R1) - Options



Benefits

- Optimized design results in draught free air throw.
- Heavy duty materials, resulting in a long operational product life.
- Reliable performance, Eurovent certified.
- Patented casing construction for easy-install & maintenance.
- Energy efficient. Low total cost of ownership.
- Advanced product selection software available.
- One full year product guarantee.



ERC00143EN 0811

Alfa Laval reserves the right to change specification without prior notification.

How to contact Alfa Laval

Up-to-date Alfa Laval contact details for all countries are always available on our website at www.alfalaval.com

